

- Lightweight microminiature headset with ergonomic under-ear design
- Terminated for use with all Audio-Technica UniPak™ wireless systems and many other manufacturers' wireless systems
- Exceptional sound quality and rugged construction
- Adjustable fit for left or right ear
- Available in black, cocoa (-CO) and beige (-TH) models

With a capsule diameter of just 2.5 mm, Audio-Technica's MicroSet provides the ultimate in low-profile, high-performance audio. This omnidirectional condenser microminiature headworn mic offers an ergonomic under-ear design: its flexible, lightweight contoured loop hooks behind the ear for an ultra-secure, comfortable fit with or without glasses.

Operation: MicroSet's flexible design enables it to be worn on either the left or right ear. Position the lightweight contoured loop around the back of your ear, so that the boom extends from the bottom of your ear as shown. Bend the loop as needed to achieve a secure, comfortable fit, so that the MicroSet is not dislodged by shaking your head. Remove the MicroSet and bend a gentle curve in the microphone's boom. Hook the MicroSet back around your ear, and adjust the boom as needed to follow the contour of your face, positioning the microphone near the corner of your mouth.



MicroSet has a large acoustical sweet spot; experiment with placement near the corner of your mouth for optimal performance.

A cable clip is provided for strain relief, allowing the MicroSet to remain securely in place without the weight of the cable pulling on the headset. To install the cable clip, slip the cable into the snap-on connector and attach the clip to clothing, leaving enough slack on the MicroSet side of the clip to allow for free, comfortable motion.

The donut-shaped moisture guard is provided to protect the element from sweat and moisture. Position the moisture guard as close to the element as possible to provide maximum protection. To remove the moisture guard, first remove the element cover and place it out of harm's way. Gently slide the moisture guard over the element. Replace the element cover.

MICROSET SPECIFICATIONS*

ELEMENT	Condenser
POLAR PATTERN	Omnidirectional
FREQUENCY RESPONSE	20-20,000 Hz
OPEN CIRCUIT SENSITIVITY	-44 dB (6.3 mV) re 1V at 1 Pa*
MAXIMUM INPUT SOUND LEVEL	122 dB SPL, 1 kHz at 1% T.H.D.
SIGNAL-TO-NOISE RATIO†	60 dB, 1 kHz at 1 Pa*
CURRENT CONSUMPTION	0.1 mA typical @ 5V
VOLTAGE RANGE	2.5-11V
WEIGHT (microphone, boom & earpiece)	0.08 oz (2.4 g)

DIMENSIONS	
MICROPHONE	0.32" (8.1 mm) long, 0.11" (2.7 mm) diameter
BOOM	3.87" (98.4 mm) long, 0.042" (1.07 mm) boom diameter

CABLE LENGTH	55" (1.4 m)
---------------------	-------------

CABLE TERMINATIONS	
AT892c, AT892c-CO, AT892c-TH	Unterminated**
AT892cL4, AT892cL4-CO, AT892cL4-TH	Terminated for Sennheiser wireless systems using Lemo connector
AT892cLM3, AT892cLM3-CO, AT892cLM3-TH	Terminated for Sennheiser wireless systems using locking 3.5 mm connector
AT892cT4, AT892cT4-CO, AT892cT4-TH	Terminated for Shure wireless systems using TA4F connector
AT892cT5, AT892cT5-CO, AT892cT5-TH	Terminated for ATW-U101 and Lectrosonics wireless systems using TA5F connector
AT892cW, AT892cW-CO, AT892cW-TH	Terminated with locking 4-pin connector for use with A-T UniPak™ body-pack transmitters

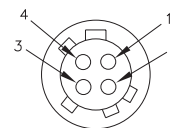
ACCESSORIES FURNISHED	Two windscreens; two element covers; clothing clip; moisture guard; carrying case
------------------------------	---

† Specifications derived by using AT8537 power module. In the interest of standards development, A.T.U.S. offers full details on its test methods to other industry professionals on request.

* 1 Pascal = 10 dynes/cm² = 10 microbars = 94 dB SPL

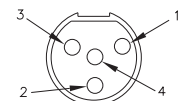
† Typical, A-weighted, using Audio Precision System One.

** For use with Sennheiser wireless units, place a 15kΩ resistor between the mic audio and ground/shield lines, and a 2.2 nF capacitor between the bias + in and ground/shield lines. Terminate with the appropriate connector as shown in the diagrams below. Specifications are subject to change without notice.



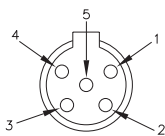
cW, cW-CO, cW-TH

	Function	Wire Color
Pin 1	Ground/Shield	Green
Pin 2	Instrument	Jumper to Pin 1
Pin 3	Mic Audio	Copper Color
Pin 4	Bias + In	Red



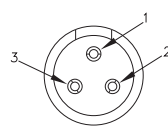
cT4, cT4-CO, cT4-TH

	Function	Wire Color
Pin 1	Ground/Shield	Green
Pin 2	Bias + In	Red
Pin 3	Mic Audio	Copper Color
Pin 4	Source Load	Jumper to Pin 3



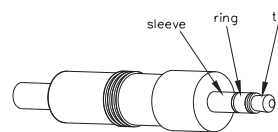
cT5, cT5-CO, cT5-TH

	Function	Wire Color
Pin 1	Ground/Shield	Green
Pin 2	Bias + In	Red
Pin 3	Mic Audio	Copper Color
Pin 4	Source Load	Jumper to Pin 1
Pin 5	Line In	Open



cL4, cL4-CO, cL4-TH

	Function	Wire Color
Pin 1	N/C	Open
Pin 2	N/C	Open
Pin 3	Bias + In, Mic Audio	Red
Shell/Case	Ground/Shield	Green



cLM3, cLM3-CO, cLM3-TH

	Function	Wire Color
Sleeve	Ground/Shield	Green
Ring	Mic Audio	Copper Color
Tip	Bias + In	Red



Audio-Technica U.S., Inc., 1221 Commerce Drive, Stow, Ohio 44224
 Audio-Technica Limited, Old Lane, Leeds LS11 8AG England
 www.audio-technica.com

