
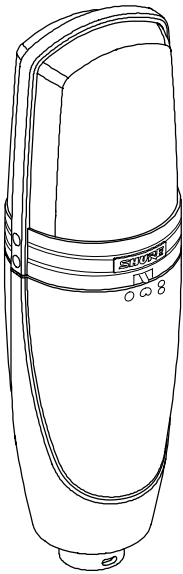


User Guide

KSM44



SHURE INCORPORATED
KSM44 MULTIPLE POLAR PATTERN CONDENSER MICROPHONE



Thank you for selecting the KSM44

Over 75 years of audio experience has contributed to making the KSM44 one of the finest microphones available.

If you have any questions not answered in this booklet, please contact Shure Applications Engineering at 847-866-2525, Monday through Friday, from 8:00 am to 4:30 pm, CST. In Europe, call 49-7131-72140. Our web address is www.shure.com.

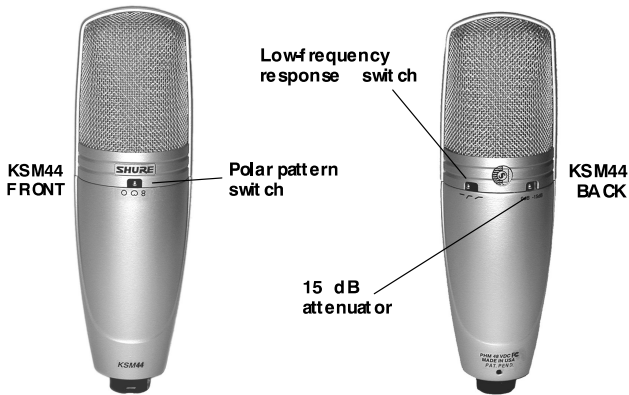


FIGURE 1. KSM44 FRONT AND BACK

GENERAL DESCRIPTION

The Shure KSM44 is a side-address condenser microphone with multiple polar patterns (cardioid, omnidirectional, bidirectional). Designed for studio use, the KSM44 has externally biased, dual 1-inch diaphragms, extremely low self-noise and an extended frequency response specially tailored for vocal tracking and instrument recording.

FEATURES

- Multiple polar patterns—cardioid, omnidirectional and bidirectional—for maximum flexibility in a wide variety of recording applications.
- Dual 1 inch, externally biased, ultra-thin, 2.5 μm 24 Karat gold-layered, low mass, Mylar diaphragms provide superior frequency response
- Class A, discrete, transformerless preamplifier for transparency, extremely fast transient response and no crossover distortion. Minimizes harmonic and intermodulation distortions.
- Premium electronic components and gold-plated internal and external connectors.
- Subsonic filter eliminates rumble from mechanical vibration below 17 Hz.
- Switchable 15 dB pad for handling extremely high sound pressure levels (SPLs).
- 3-position switchable low-frequency filter helps reduce unwanted background noise or counteract proximity effect.
- Integrated three-stage “pop” protection grille reduces plosives and other breath noise.
- Internal shock mount reduces handling and stand noise.

PERFORMANCE CHARACTERISTICS

- *Extended frequency response*
- *Ultra-low self noise*
- *Exceptional low-frequency reproduction*
- *High output level*
- *High input SPL capability*
- *No crossover distortion*
- *Extremely uniform polar response*
- *Superior common mode rejection and suppression of radio frequency interference*

APPLICATIONS

The KSM44 provides superior results in any application requiring a high quality microphone. Some typical applications are listed below.

- *Voice—solo, background, voice-over or broadcasting*
- *Acoustic instruments such as piano, guitar, drums, percussion, strings*
- *Wind instruments—brass and woodwind*
- *Low-frequency instruments such as double bass, electric bass, kick drum*
- *Overhead miking—drums or percussion*
- *Ensembles—choral or orchestral*
- *Room ambience pick-up—guitar amplifier or drums*

Both the acoustic environment and microphone placement strongly affect the sound obtained from miking a source, especially with a high-resolution microphone like the KSM44. You may need to experiment with microphone placement, room treatments and polar pattern to achieve the best overall sound for each application.

OPERATION

Mounting


Use either the ShureLock™ swivel mount or the elastic shock mount to secure the KSM44 to a floor or boom stand. When using the swivel mount, the internal shock mount provides good isolation from vibration. For even greater reduction of noise from external vibrations, use the elastic shock mount.

Important: When using the swivel mount or elastic shock mount, be sure that the threaded, knurled locking grip is screwed securely onto the threads at the base of the microphone. Do not overtighten.

Power


The KSM44 requires phantom power and performs optimally with a 48 Vdc supply (IEC-268-15/DIN 45 596). However, it will operate with slightly decreased headroom and sensitivity with supplies as low as 11 Vdc.


Positioning the Microphone


The front of the KSM44 is marked by the **SHURE** logo and the polar-pattern selection switch. See Figure 1. Position this side of the microphone toward the sound source to be recorded. The rear of the microphone is marked by the  logo, the low-frequency filter switch and the 15dB attenuation switch.

Selecting a Polar Pattern

The three position switch on the front of the KSM44 sets the polar response pattern of the microphone. The sensitivity of the microphone to sounds coming from different angles varies according to this switch's setting.

 **Cardioid.** Picks up sounds directly in front of the microphone and is least sensitive to those in back. Cardioid is the most commonly used pattern in studio recording and live-sound applications. See Figure 5.

 **Omnidirectional.** Picks up sound equally from all directions. This pattern is best for picking up room ambience and miking several sources at once, such as a choir or ensemble. Omnidirectional patterns do not exhibit proximity effect. See Figure 7.


 **Bidirectional.** Picks up equally from the front and back of the microphone while rejecting sounds from the sides. Bidirectional is often for stereo recording (such as mid-side and Blumlein techniques). See Figure 9.

NOTE: As with all bidirectional microphones, sounds picked up from the front will be in polarity with the source and those picked up from the back will be out of polarity with the source.

Selecting Low-Frequency Response

A three-position switch on the back of the KSM44 allows you to adjust the low-frequency response of the microphone, as shown in Figure 2. The low-frequency filter settings can be used to reduce wind noise, room noise or proximity effect.

— Flat response. Use this setting when you desire the most natural reproduction of the source.

 **Low-frequency cutoff.** Provides an 18 dB-per-octave cutoff at 80 Hz. Helps eliminate stage rumble or low-frequency room noise from heating, ventilation, or cooling systems. May also be used to compensate for proximity effect or to reduce low frequencies that make an instrument sound dull or muddy.

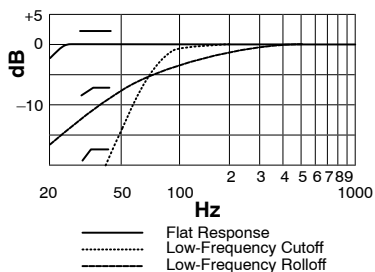


FIGURE 2. LOW FREQUENCY FILTERS

Low-frequency rolloff. Provides a 6dB-per-octave rolloff filter at 115Hz. Use this setting with vocals or instruments to compensate for proximity effect or to reduce low frequencies that could make an instrument sound dull or muddy.

Setting Attenuation

The attenuation switch on the back of the KSM44 reduces the signal level from the cartridge by 15 dB without altering the frequency response. This can prevent extremely high SPLs from overloading the microphone. To activate attenuation, move the switch to the “-15 dB” position. Note: In situations where the high output of the KSM44 might overload the microphone preamplifier of a console or mixer, use an attenuation pad in the mixer.

Load Impedance

A load impedance of at least 1000 Ω is recommended. When used with typical modern microphone preamplifiers (rated at about 2500 Ω), the KSM44 provides higher maximum SPL capability and output clipping level. With the -15 dB pad engaged, the KSM44 can handle up to 156 dB SPL and output +15 dBV into a 5500 ohm or greater load.

Integral Pop Filter

The KSM44 has an integral pop filter which helps reduce wind and breath noise. An external pop-protection screen or windscreen may be necessary when close-miking vocalists. The low-frequency cutoff filter may also be effective. See Figure 3.



FIGURE 3. PS-6 POPPER STOPPER™ POP FILTER

SPECIFICATIONS

| | | | |
|---|--|-----------------------------------|---------------------------------|
| Cartridge Type | Externally biased condenser | | |
| Frequency Response | 20 to 20,000 Hz (See Figures 4, 6, 8) | | |
| Output Impedance | 150 Ω (actual) | | |
| Attenuation Switch | 0 or 15 dB attenuation | | |
| Low Frequency Response Switch | Flat; -6 dB/octave below 115 Hz; -18 dB/octave below 80 Hz | | |
| Phantom Power | 48 Vdc 4 Vdc (IEC-268-15/DIN 45 596), positive pins 2 and 3 | | |
| Current Drain | 5.4 mA typical at 48 Vdc | | |
| Common Mode Rejection | 50 dB , 20 Hz to 20 kHz | | |
| Polarity | Positive pressure on front diaphragm produces positive voltage on output pin 2 relative to pin 3 | | |
| Directional Polar Patterns | Cardioid (See Figure 5) | Omnidirectional (See Figure 7) | Bidirectional (See Figure 9) |
| Sensitivity (typical; at 1000 Hz; 1 Pa = 94 dB SPL) | -31 dBV/Pa | -37 dBV/Pa | -36 dBV/Pa |
| Self-noise (typical, equivalent SPL; A-weighted, IEC 651) | 7 dB | 10 dB | 10 dB |
| Maximum SPL @ 1000 Hz | | | |
| 2500 Load (Attenuator on) | 132 (149) dB | 138 (151) dB | 137 (150) dB |
| 1000 Load (Attenuator on) | 127 (144) dB | 132 (145) dB | 131 (144) dB |
| Output Clipping Level* | | | |
| 2500 Load | 7 dBV | 7 dBV | 7 dBV |
| 1000 Load | 1 dBV | 1 dBV | 1 dBV |
| Dynamic Range | | | |
| 2500 Load | 125 dB | 128 dB | 127 dB |
| 1000 Load | 120 dB | 122 dB | 121 dB |
| Signal to Noise ratio** | 87 dB | 84 dB | 84 dB |
| Dimensions and Weight | 55.9 mm (2.20 in.) maximum body diameter, 187 mm (7.37 in.) long; 490.5 grams (17.30 oz). See Figure 10. | | |

*20 Hz to 20 kHz; THD < 1%. THD of the microphone preamplifier when applied input signal is equivalent to the cartridge output at specified SPL.

**S/N ratio is difference between 94 dB SPL and equivalent SPL of self-noise A-weighted.

CARDIOID RESPONSE GRAPHS

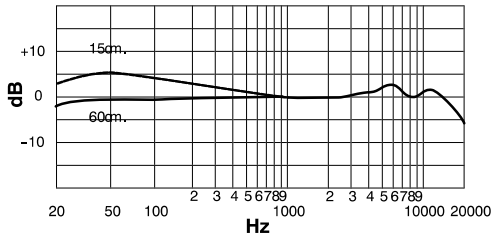


FIGURE 4. TYPICAL CARDIOID FREQUENCY RESPONSE

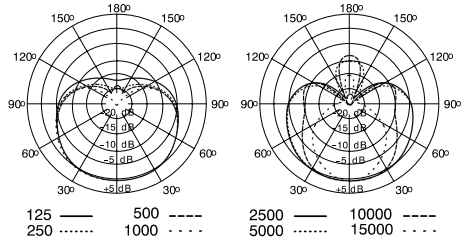


FIGURE 5. TYPICAL CARDIOID POLAR PATTERN

OMNIDIRECTIONAL RESPONSE GRAPHS

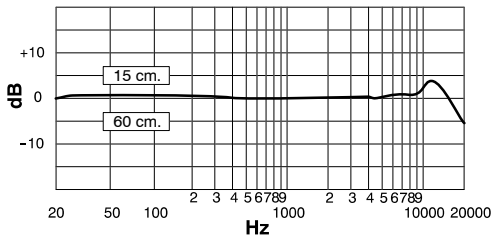


FIGURE 6. TYPICAL OMNIDIRECTIONAL FREQUENCY RESPONSE

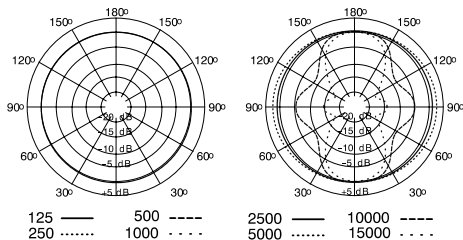


FIGURE 7. TYPICAL OMNIDIRECTIONAL POLAR PATTERN

BIDIRECTIONAL RESPONSE GRAPHS

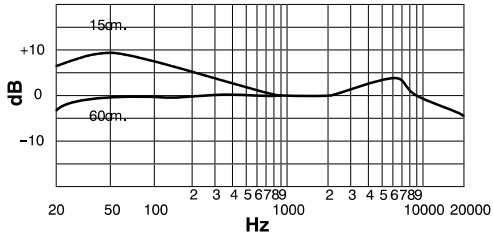


FIGURE 8. TYPICAL BIDIRECTIONAL FREQUENCY RESPONSE

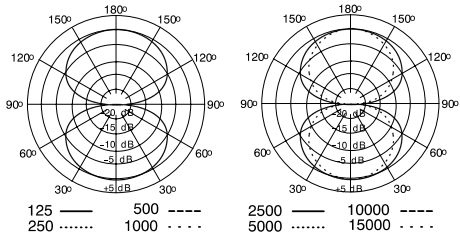


FIGURE 9. TYPICAL BIDIRECTIONAL POLAR PATTERNS

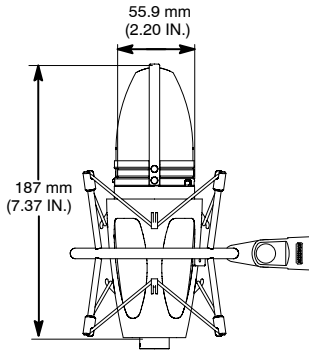


FIGURE 10. DIMENSIONS

CERTIFICATION

Eligible to bear CE Marking; Conforms to European EMC directive 89/336/EEC. Meets applicable tests and performance criteria found in European Professional Audio Products EMC Standard EN 55103 (1996); Part 1 (emissions) and part 2 (immunity). The KSM44 is intended for use in environments E1 (residential) and E2 (Light Industrial) as defined in European standard EN 55103. EMC conformance is based on the use of shielded interconnecting cable.



FURNISHED ACCESSORIES

| | |
|---|-------|
| ShureLock Champagne Elastic Shock Mount | A44SM |
| ShureLock Champagne Swivel Adapter | A44M |
| Aluminum Carrying Case | A44SC |
| Protective Velveteen Pouch | A44VB |

OPTIONAL ACCESSORIES

| | |
|-------------------------------------|-------|
| Windscreen | A32WS |
| Padded, Zippered Carrying Bag | A32ZB |

REPLACEMENT PARTS

| | |
|--|---------|
| Suspension Shock Mount Elastic Cord, Champagne (contains one) | 95B2125 |
|--|---------|

SERVICE

For additional microphone service or parts information, please contact Shure's Service department at 1-800-516-2525. Outside the United States, please contact your Authorized Shure Service Center.